

**FPZ**  
BLOWER TECHNOLOGY

# SERIES K-MD MOR


 **IE2 VERSION**

## TECHNICAL CHARACTERISTICS

- Aluminium alloy construction
- High efficiency impeller

## OPTIONS

- Special Voltages (IEC 60038)
- Surface treatments
- Increased seal version



Data sheet

LATERAL CHANNEL BLOWERS-EXHAUSTERS

COMPANY WITH QUALITY MANAGEMENT  
SYSTEM CERTIFIED BY DNV  
= ISO 9001:2008 =



**PRESSURE**

Model	N 2900 rpm [kW]	N 3500 rpm [kW]	Q max 2900 rpm [m <sup>3</sup> /h]	Q max 3500 rpm [m <sup>3</sup> /h]	ΔP max 2900 rpm [hPa](mbar)	ΔP max 3500 rpm [hPa](mbar)	Leq <sup>1</sup> 2900 rpm (Lp) [dB(A)]	Leq <sup>1</sup> 3500 rpm (Lp) [dB(A)]	Weight <sup>2</sup> max [kg]
K07R-MD	4	4,6	181	219	550	500	71	73	59
	5,5	6,3	181	219	650	650	71,5	73,5	71
K08R-MD	4	4,6	236	285	375	300	72,7	74,7	61
	5,5	6,3	236	285	550	425	73,1	75,1	73
	7,5	8,6	236	285	600	625	73,5	75,5	82
K09-MD	5,5	6,3	311	375	425	350	74,5	76,5	85
	7,5	8,6	311	375	625	550	76	78	93
	9,2	10,6	311	375	660	650	76,4	78,4	102
K10-MD	7,5	8,6	387	467	475	425	76,8	78,8	95
	9,2	10,6	387	467	625	525	77,2	79,2	104
	11	12,6	387	467	700	675	77,9	79,9	127
K11-MD	7,5	8,6	431	520	375	320	77,6	79,6	108
	9,2	10,6	431	520	525	425	77,9	79,9	116
	11	12,6	431	520	650	550	78,2	80,2	139
	15	17,2	431	520	725	750	78,5	80,5	156
K12-MD	7,5	8,6	473	570	225	-	78,5	-	112
	9,2	10,6	473	570	350	200	78,8	80,8	120
	11	12,6	473	570	450	300	79,1	81,1	143
	15	17,2	473	570	650	550	79,4	81,4	160

**VACUUM**

Model	N 2900 rpm [kW]	N 3500 rpm [kW]	Q max 2900 rpm [m <sup>3</sup> /h]	Q max 3500 rpm [m <sup>3</sup> /h]	ΔP max 2900 rpm [hPa](mbar)	ΔP max 3500 rpm [hPa](mbar)	Leq <sup>1</sup> 2900 rpm (Lp) [dB(A)]	Leq <sup>1</sup> 3500 rpm (Lp) [dB(A)]	Weight <sup>2</sup> max [kg]
K07R-MD	4	4,6	181	219	450	450	70	72	59
	5,5	6,3	181	219	-	-	-	-	71
K08R-MD	4	4,6	236	285	375	300	72,2	74,2	61
	5,5	6,3	236	285	450	425	72,6	74,6	73
	7,5	8,6	236	285	-	-	-	-	82
K09-MD	5,5	6,3	311	375	425	350	74	76	85
	7,5	8,6	311	375	475	475	75,5	77,5	93
	9,2	10,6	311	375	-	-	-	-	102
K10-MD	7,5	8,6	387	467	450	400	77,2	79,2	95
	9,2	10,6	387	467	-	-	-	-	104
	11	12,6	387	467	-	-	-	-	127
K11-MD	7,5	8,6	431	520	375	320	77,2	79,2	108
	9,2	10,6	431	520	450	425	77,5	79,5	116
	11	12,6	431	520	-	-	-	-	139
	15	17,2	431	520	-	-	-	-	156
K12-MD	7,5	8,6	473	570	225	-	78,1	-	112
	9,2	10,6	473	570	350	200	78,4	80,4	120
	11	12,6	473	570	425	300	78,4	80,4	143
	15	17,2	473	570	-	-	-	-	160

**ELECTRIC MOTOR IE2:** tree-phase only, from 0.75 kW

**INSTALLATION**

- For proper use, the blower should be equipped with INLET FILTER and Flow Relief VALVE; other accessories available on request.
- Ambient temperature from -15° to +40°C (+5° to +104° F).
- Specifications subject to change without notice.
- Before installation read carefully all instructions.

<sup>1</sup> Noise measured at 1 m distance with inlet and outlet ports piped, in accordance to ISO 3744.

<sup>2</sup> Value refers to the weight of the machine with 3 Phase motor if MOR range, without motor if GOR or GVR range.

N: Installed motor power

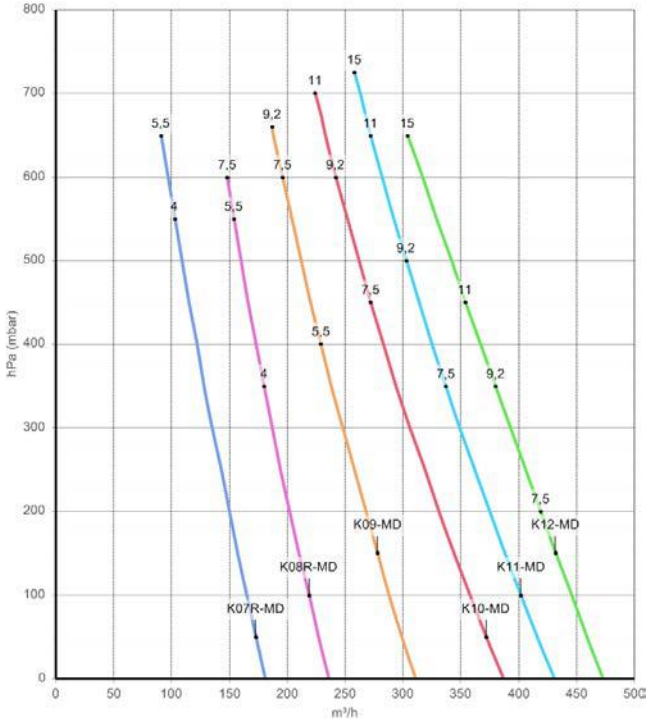
Q: Flow rate

ΔP: Differential pressure

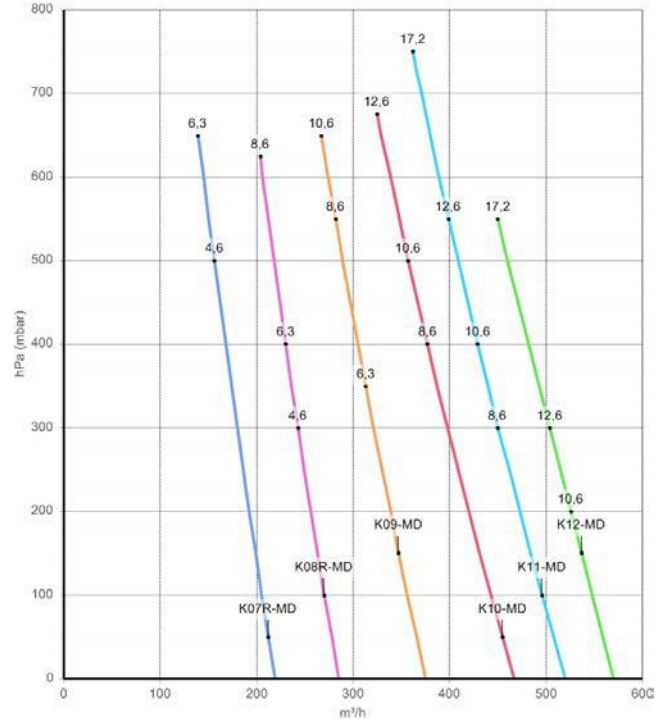
Leq: Noise level

**PRESSURE**

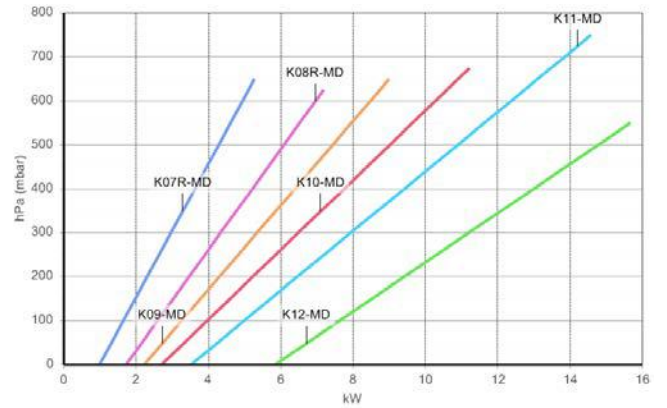
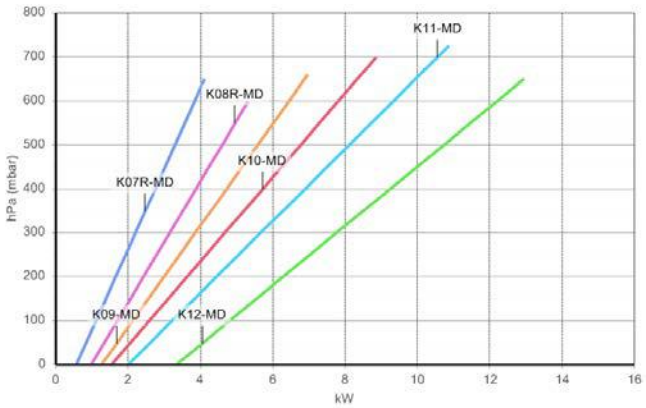
**2900 rpm (50 Hz)**



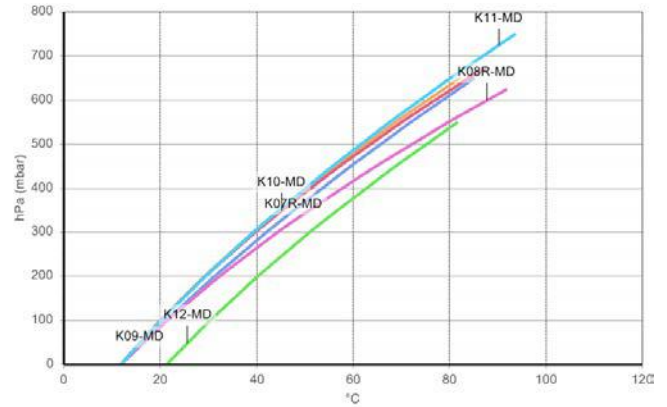
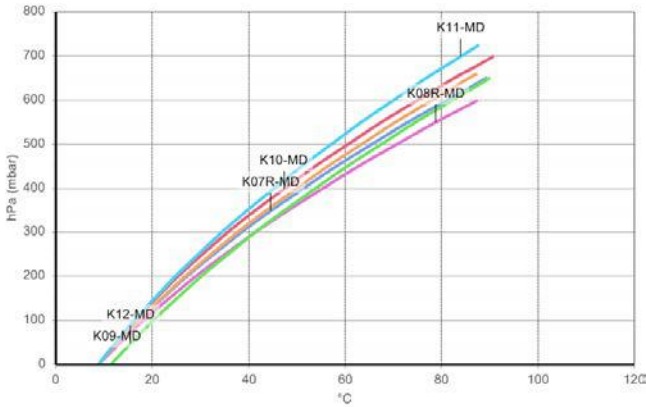
**3500 rpm (60 Hz)**



FLOW RATE



ABSORBED POWER



TEMPERATURE INCREASE

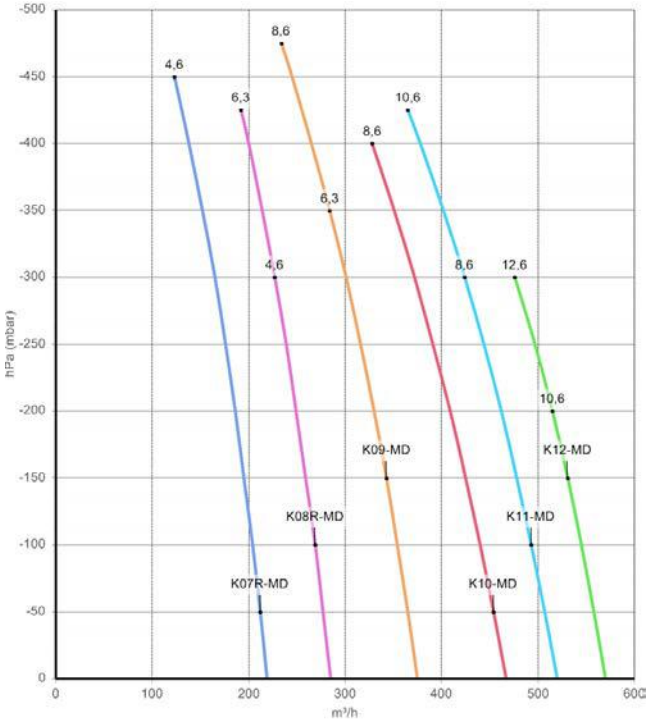
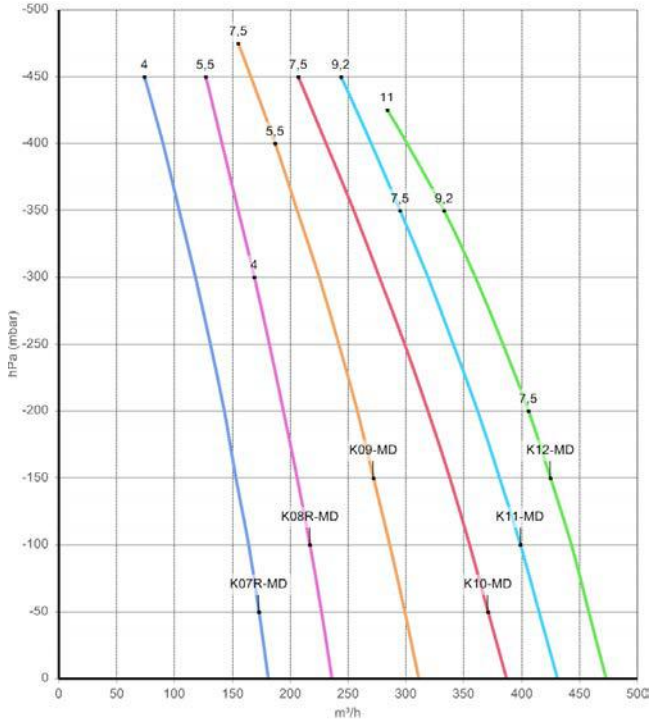
Curves refer to air at 20°C (68° F) temperature and 1013 mbar (29.92 In Hg) atmospheric pressure (abs) measured at inlet port.  
Values for flow, power consumption and temperature rise: ±10% tolerance.  
Data can change without prior notice.



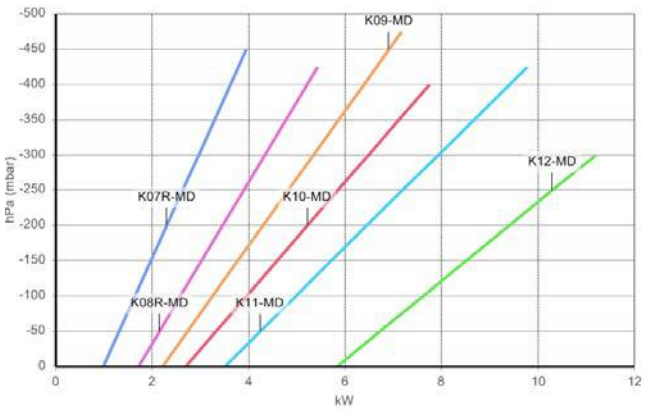
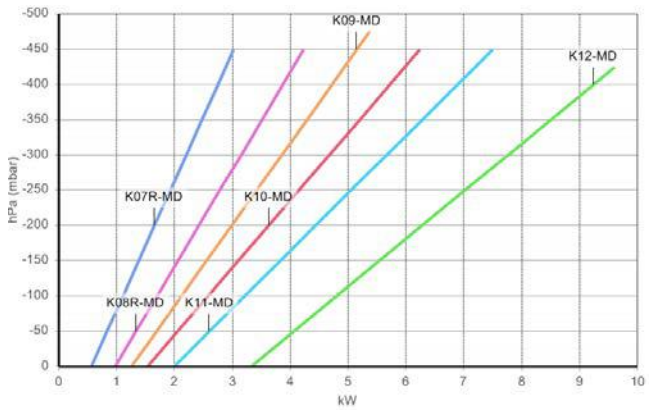
## VACUUM

### 2900 rpm (50 Hz)

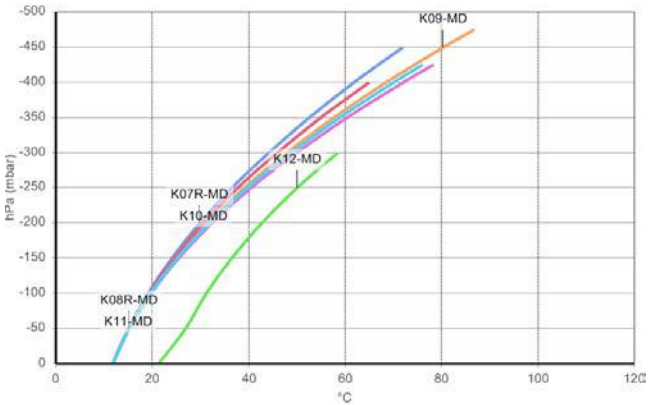
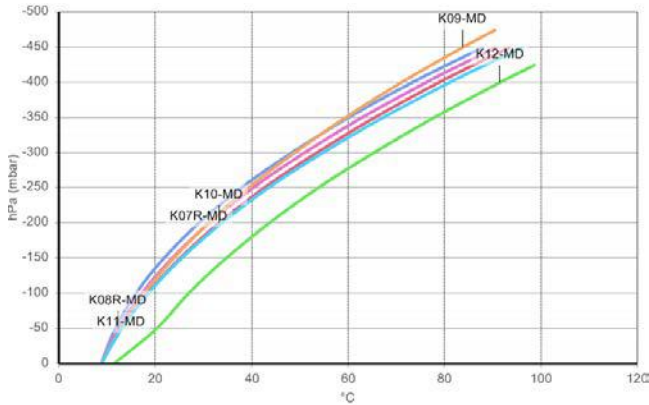
### 3500 rpm (60 Hz)



FLOW RATE

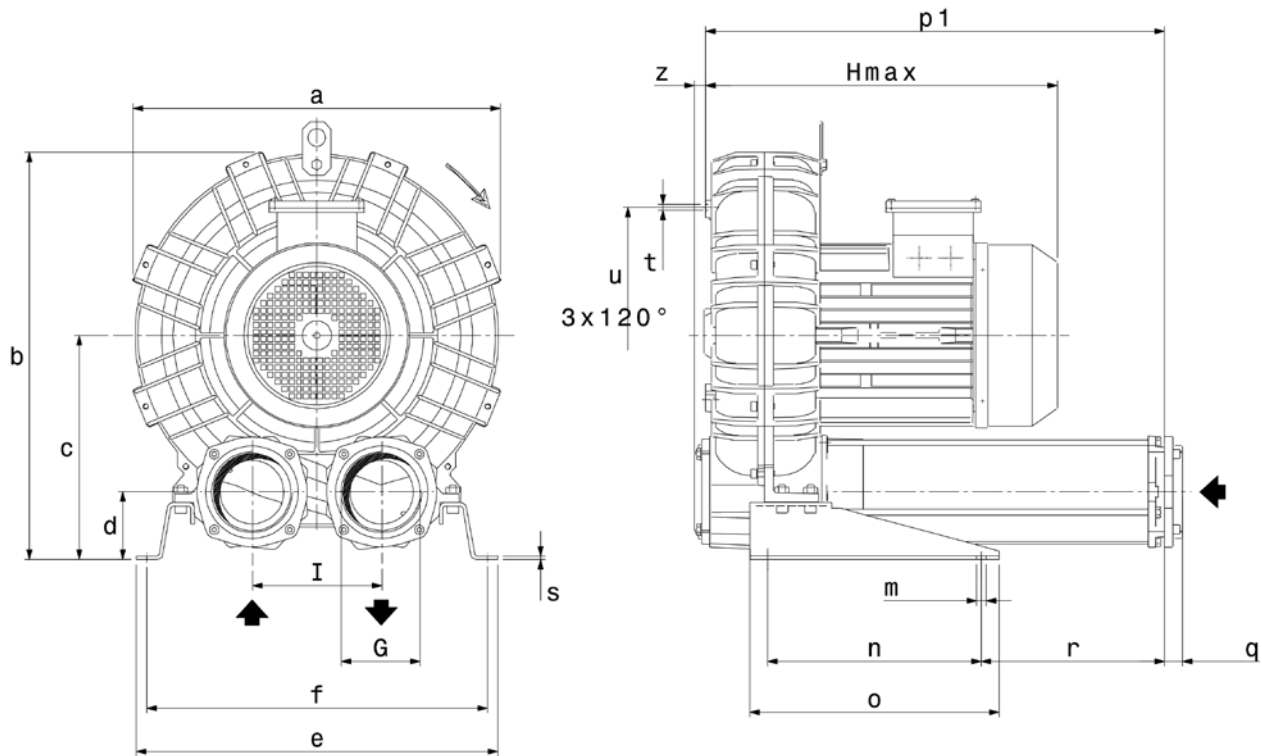


ABSORBED POWER



TEMPERATURE INCREASE

Curves refer to air at 20°C (68°F) temperature, measured at inlet port and 1013 mbar (29.92 In Hg) atmospheric backpressure (abs).  
 Values for flow, power consumption and temperature rise: ± 10% tolerance.  
 Data can change without prior notice.

**DIMENSIONS (K07R-MD/K08R-MD/K09-MD/K10-MD/K11-MD/K12-MD)**


Dimensions in mm - FOR REFERENCE ONLY

Model	a	b	c	d	e	f	G
K07R-MD	424	481	269	82	468	438	G 2"
K08R-MD	457	498	269	82	478	448	G 2"
K09-MD	492	561	315	96	508	478	G 4"
K10-MD	516	573	315	96	508	478	G 4"
K11-MD	542	603	332	91	538	508	G 4"
K12-MD	548	606	332	91	538	508	G 4"

Model	H	i	m	n	p1	o
K07R-MD	470	155	13	300	418	350
K08R-MD	470	155	13	300	418	350
K09-MD	490	182	13	300	644	350
K10-MD	600	182	13	300	644	350
K11-MD	605	200	13	300	654	350
K12-MD	610	200	13	300	657	350

Model	q	r	s	t	u	z
K07R-MD	18	43	5	M8	295	16
K08R-MD	18	43	5	M8	310	16
K09-MD	25	257	5	M8	360	16
K10-MD	25	257	5	M8	360	16
K11-MD	25	262	5	M8	390	16
K12-MD	25	262	5	M8	390	13

**FPZ, Inc**

Soukville, Wisconsin  
USA  
usa@fpz.com

**FPZ Espana/Portugal**

Pral, Barcelona  
Espana  
mila.lozano@fpz.com

**FPZ France S.a.r.l.**

St. Priest  
France  
france@fpz.com

**HEADQUARTERS**

**FPZ S.p.A.**  
Concorezzo (MB)  
Italy  
info@fpz.com

**FPZ México/LA**

Zapopan, Jalisco  
México  
mexico@fpz.com

**FPZ UK**

Andover, Hampshire  
United Kingdom  
uk@fpz.com

**FPZ Austria & Germany**

Krems  
Austria  
vertrieb@fpz.com