

SERIES K-TD MOR




IE2 VERSION

TECHNICAL CHARACTERISTICS

- Aluminium alloy construction
- High efficiency impeller

OPTIONS

- Special Voltages (IEC 60038)
- Surface treatments
- Increased seal version



Data sheet

LATERAL CHANNEL BLOWER-EXHAUSTER

PRESSURE

Model	N 2900 rpm [kW]	N 3500 rpm [kW]	Q max 2900 rpm [m ³ /h]	Q max 3500 rpm [m ³ /h]	ΔP max 2900 rpm [hPa](mbar)	ΔP max 3500 rpm [hPa](mbar)	Leq ¹ 2900 rpm (Lp)[dB(A)]	Leq ¹ 3500 rpm (Lp)[dB(A)]	Weight ² max [kg]
K04-TD	1,5	1,7	140	169	250	215	69	71	31
	69,6	71,6	140	169	400	350	70	72	33,5
K05-TD	3	3,4	215	260	350	300	72,5	74,5	45,5
	4	4,6	215	260	475	425	74	76	51,5
K06-TD	4	4,6	312	377	275	225	73	75	57,5
	5,5	6,3	312	377	425	350	74	76	61,5
	7,5	8,6	312	377	550	525	75	77	75
K07-TD	5,5	6,3	417	503	325	375	78,9	80,9	95
	7,5	8,6	417	503	475	410	79,2	81,2	103,5
K08-TD	7,5	8,6	518	625	350	290	78,4	80,4	109
	9,2	10,6	518	625	450	390	78,7	80,7	112
K09-TD	11	12,6	657	793	390	320	80,7	82,7	150,5
	15	17,2	657	793	575	500	81	83	178
	18,5	21,2	657	793	650	650	81,3	83,3	179
K10-TD	11	12,6	804	971	325	275	84,6	86,6	158,8
	15	17,2	804	971	450	375	84,9	86,9	186
	18,5	21,2	804	971	600	525	85,2	87,2	187
K11-TD	15	17,2	903	1090	375	280	85,4	87,4	193
	18,5	21,2	903	1090	475	400	85,9	87,9	194

VACUUM

Model	N 2900 rpm [kW]	N 3500 rpm [kW]	Q max 2900 rpm [m ³ /h]	Q max 3500 rpm [m ³ /h]	ΔP max 2900 rpm [hPa] (mbar)	ΔP max 3500 rpm [hPa] (mbar)	Leq ¹ 2900 rpm (Lp) [dB(A)]	Leq ¹ 3500 rpm (Lp) [dB(A)]	Weight ² max [kg]
K04-TD	1,5	1,7	140	169	250	215	68,6	70,6	31
	69,6	71,6	140	169	275	300	69,6	71,6	33,5
K05-TD	3	3,4	215	260	350	300	72,1	74,1	45,5
	4	4,6	215	260	400	400	73,6	75,6	51,5
K06-TD	4	4,6	312	377	275	225	72,6	74,6	57,5
	5,5	6,3	312	377	400	350	73,6	75,6	61,5
	7,5	8,6	312	377	-	400	-	76,6	75
K07-TD	5,5	6,3	417	503	325	375	76,6	78,6	95
	7,5	8,6	417	503	400	385	76,9	78,9	103,5
K08-TD	7,5	8,6	518	625	350	290	77,3	79,3	109
	9,2	10,6	518	625	425	365	77,6	79,6	112
K09-TD	11	12,6	657	793	390	320	80,2	82,2	150,5
	15	17,2	657	793	450	475	80,5	82,5	178
	18,5	21,2	657	793	-	-	-	-	179
K10-TD	11	12,6	804	971	325	275	83,9	85,9	158,8
	15	17,2	804	971	450	375	84,2	86,2	186
	18,5	21,2	804	971	475	475	84,5	86,5	187
K11-TD	15	17,2	903	1090	375	280	84,7	87,2	193
	18,5	21,2	903	1090	450	400	85,2	87,2	194

ELECTRIC MOTORS IE2: 3phase motor only, starting from 0,75KW

INSTALLATION

- For proper use, the blower should be equipped with inlet FILTER and Flow Relief VALVE; other accessories available on request.
- Ambient temperature from -15° to +40°C (+5° to +104° F).
- Specifications subject to change without notice.
- Before installation read carefully all instructions.

¹ Noise measured at 1 m distance with inlet and outlet ports piped, in accordance to ISO 3744

² Value refers to the weight of the machine with 3 Phase motor if MOR range, without motor if GOR or GVR range.

N: Installed motor power

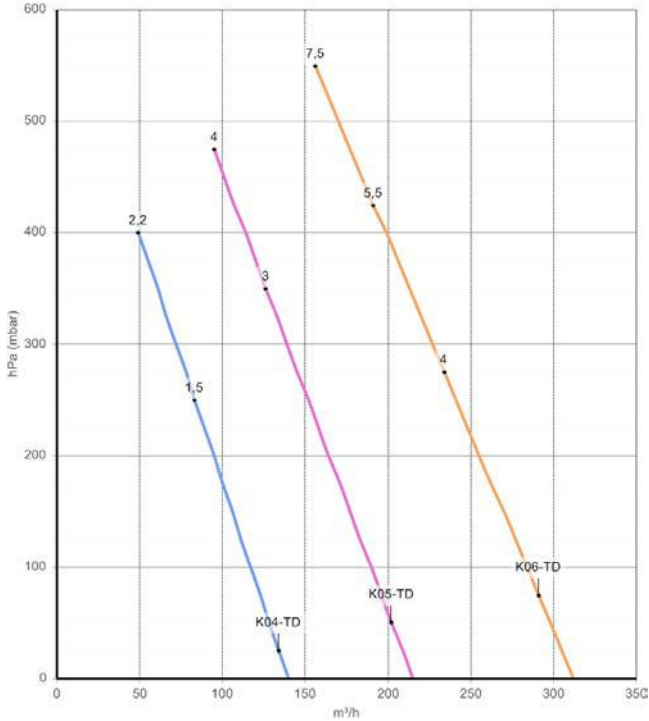
Q: Flow rate

P: Differential pressure

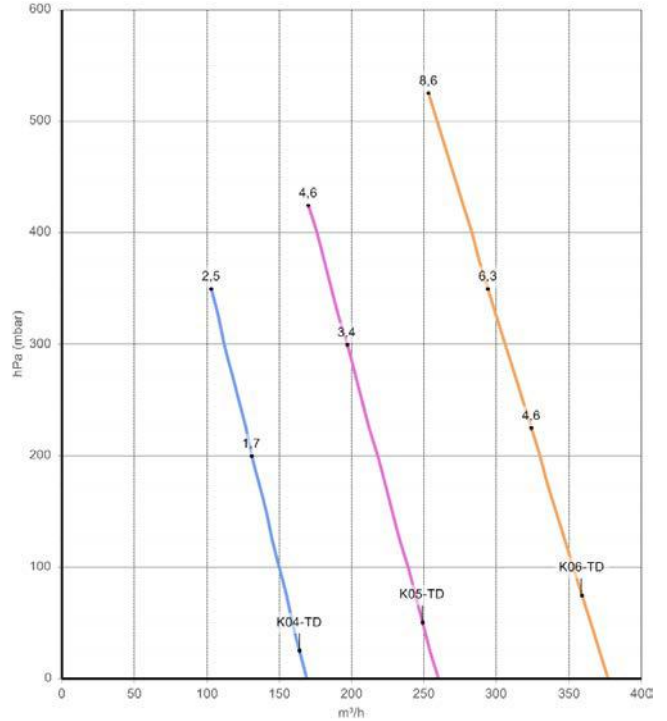
Leq: Noise

PRESSURE

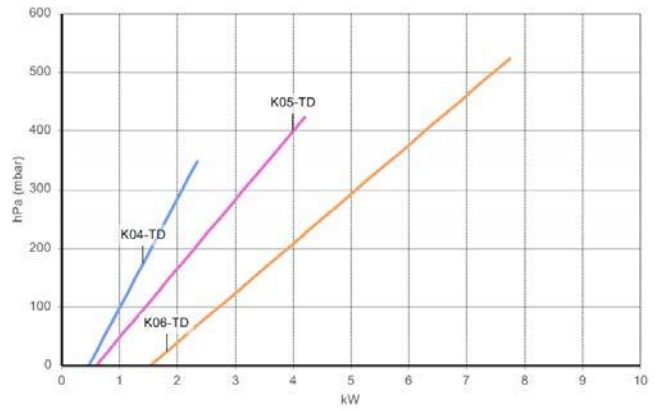
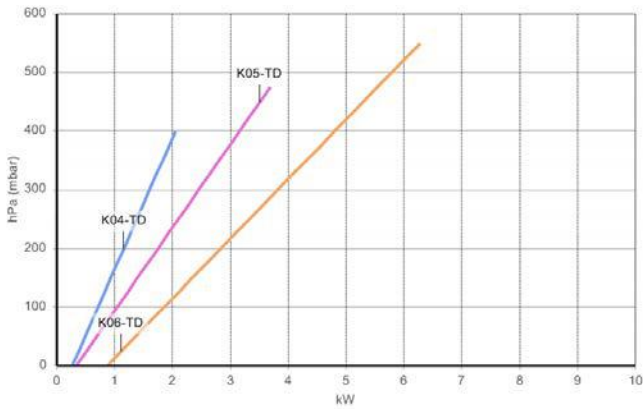
2900 rpm (50 Hz)



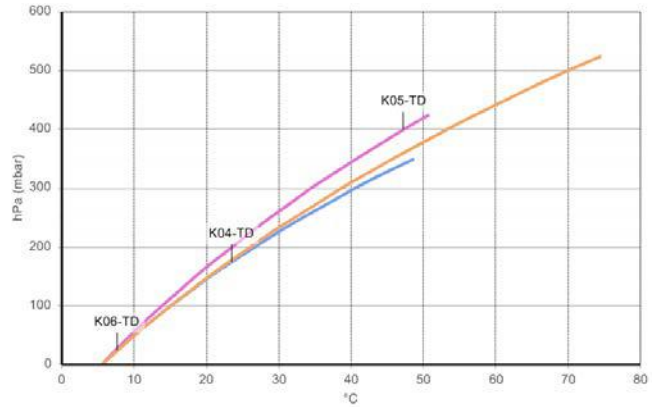
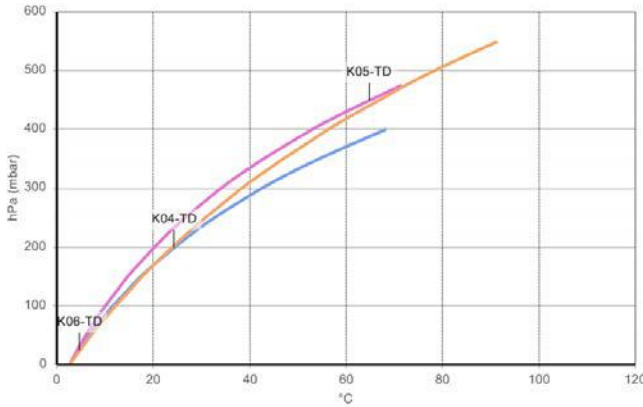
3500 rpm (60 Hz)



FLOW RATE



ABSORBED POWER



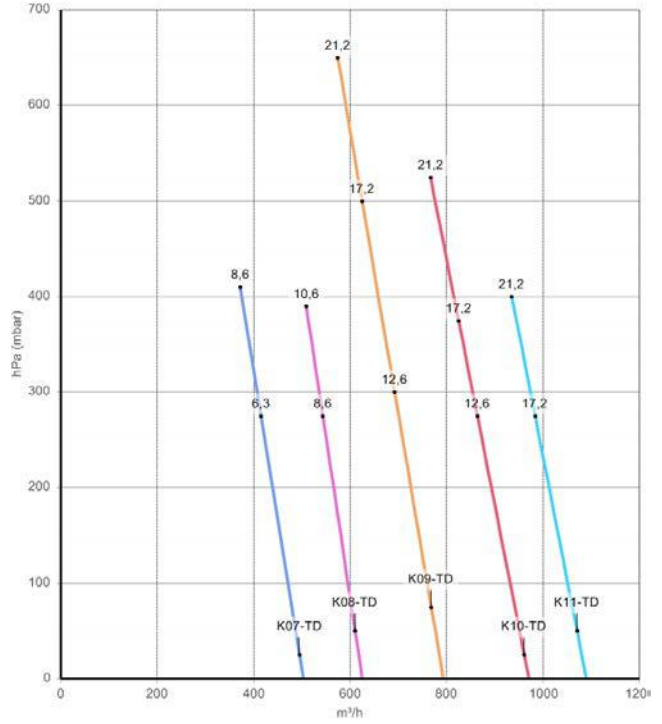
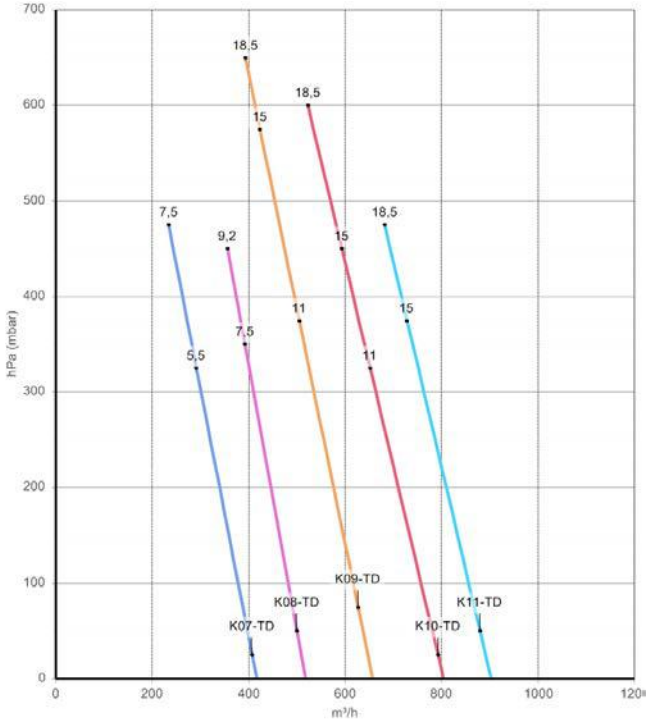
TEMPERATURE INCREASE

Curves refer to air at 20°C (68° F) temperature and 1013 mbar (29.92 In Hg) atmospheric pressure (abs) measured at inlet port.
 Values for flow, power consumption and temperature rise: ±10% tolerance
 Data can change without prior notice

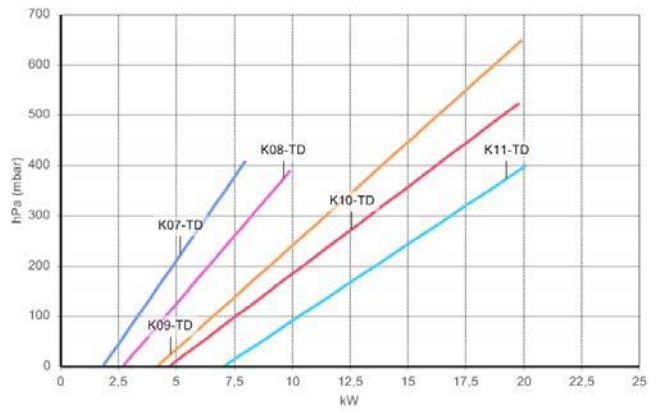
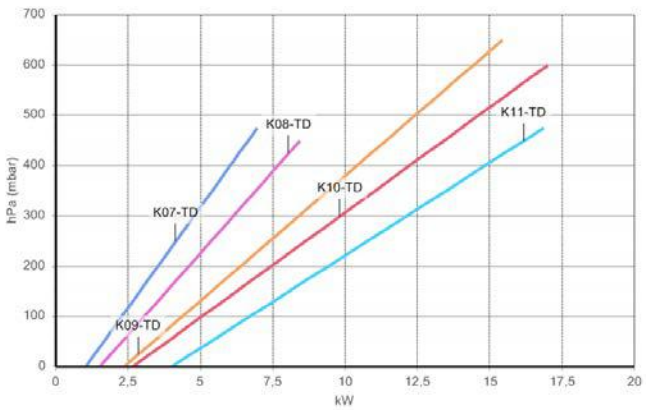
PRESSURE

2900 rpm (50 Hz)

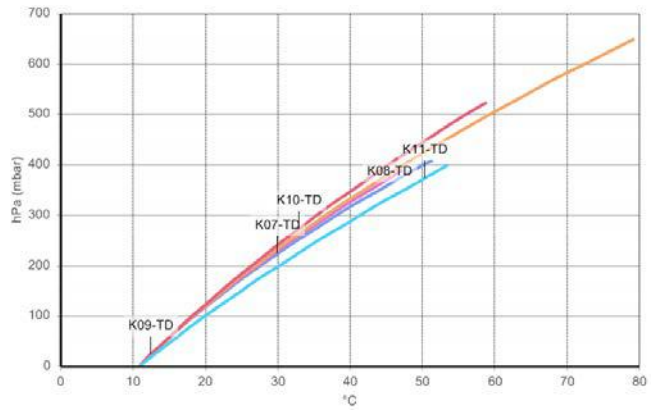
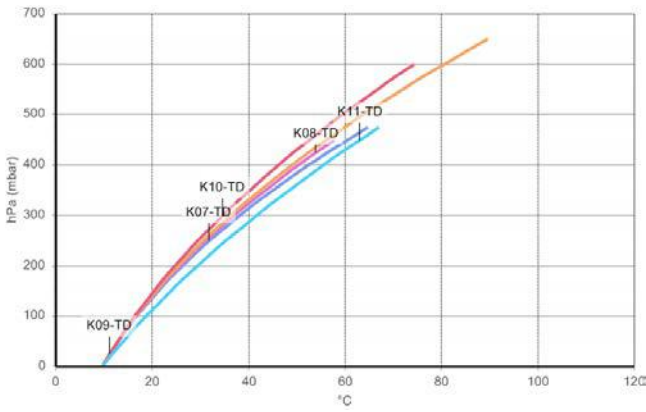
3500 rpm (60 Hz)



FLOW RATE



ABSORBED POWER



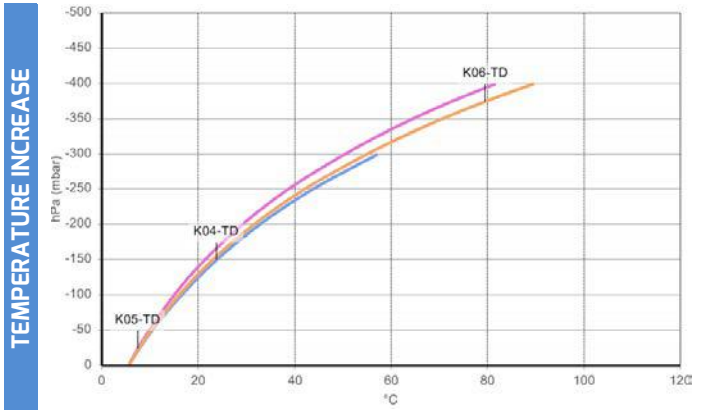
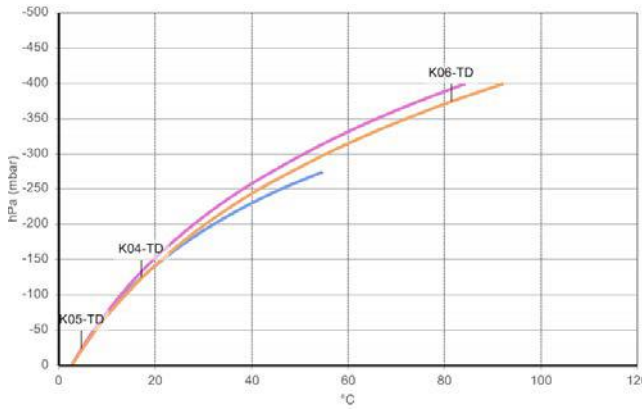
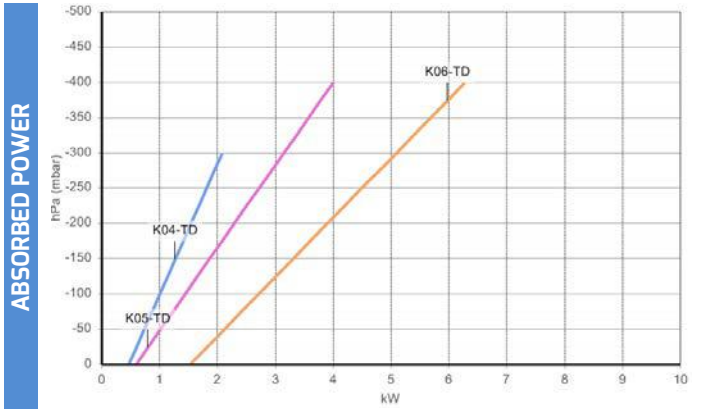
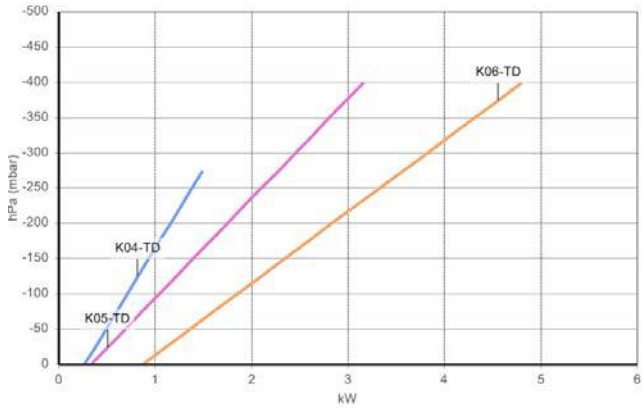
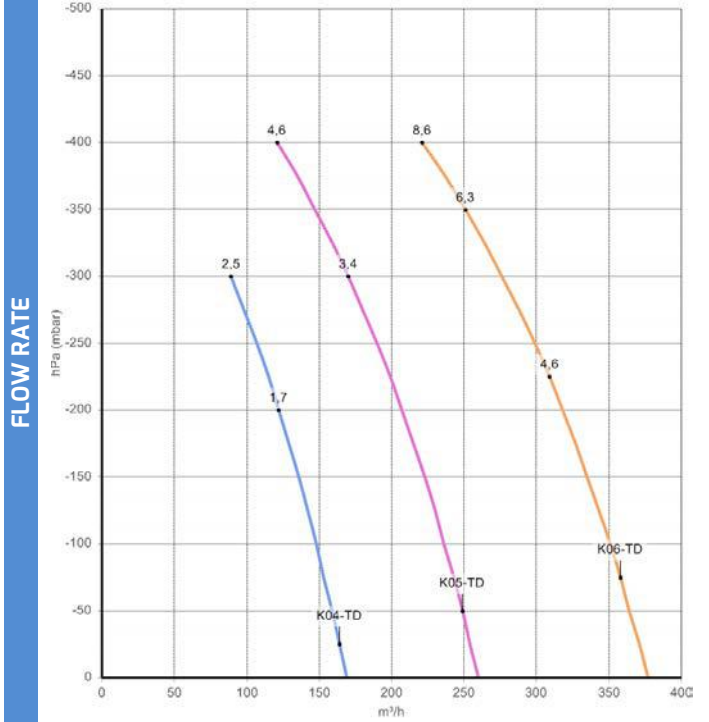
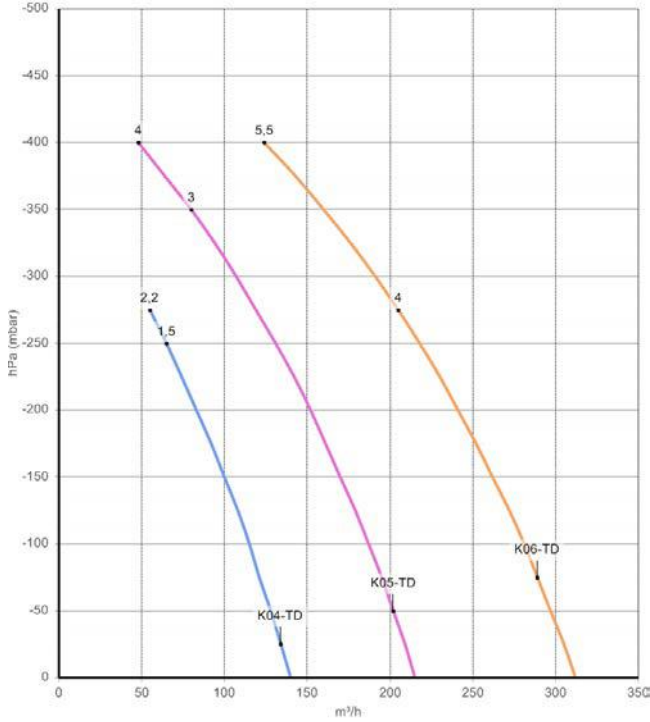
TEMPERATURE INCREASE

Curves refer to air at 20°C (68°F) temperature and 1013 mbar (29.92 In Hg) atmospheric pressure (abs) measured at inlet port.
 Values for flow, power consumption and temperature rise: ±10% tolerance
 Data can change without prior notice.

VACUUM

2900 rpm (50 Hz)

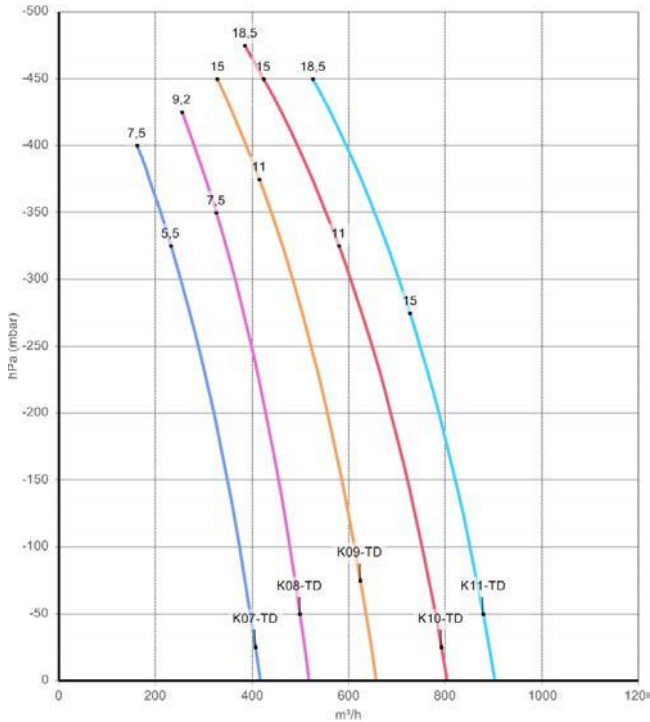
3500 rpm (60 Hz)



Curves refer to air at 20°C (68° F) temperature, measured at inlet port and 1013 mbar (29.92 In Hg) atmospheric backpressure (abs).
 Values for flow, power consumption and temperature rise: ± 10% tolerance
 Data can change without prior notice.

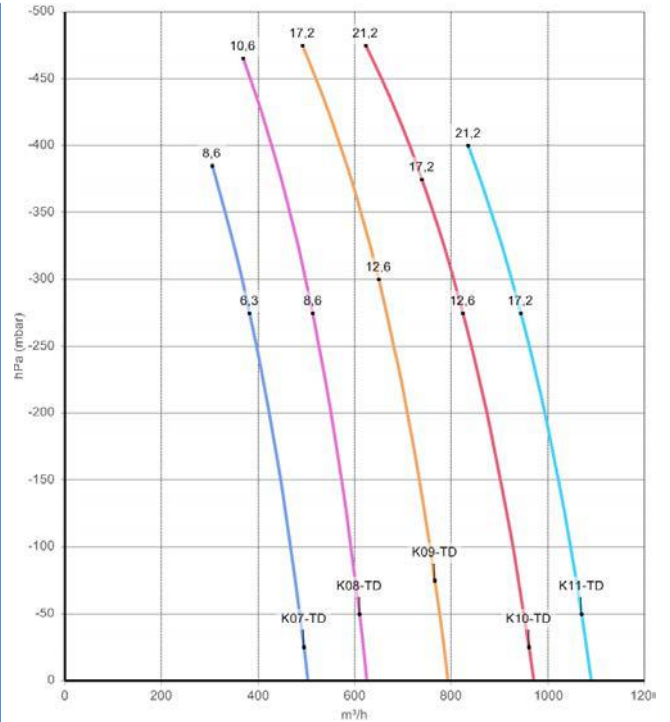
VACUUM

2900 rpm (50 Hz)

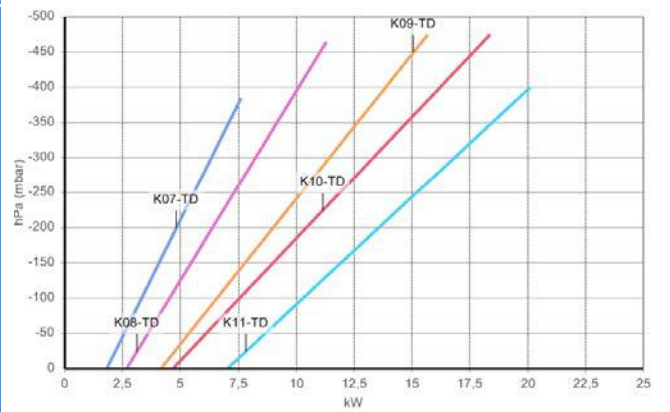
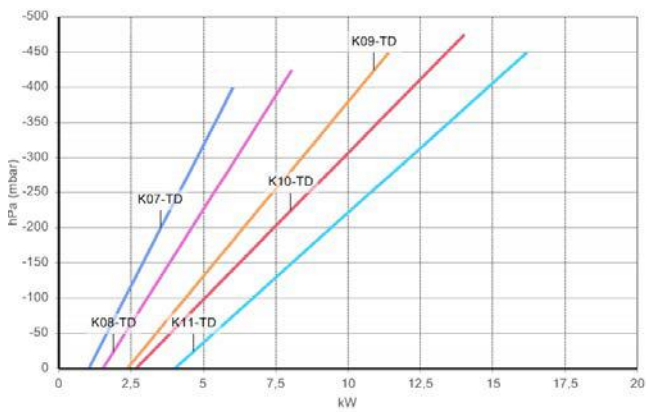


FLOW RATE

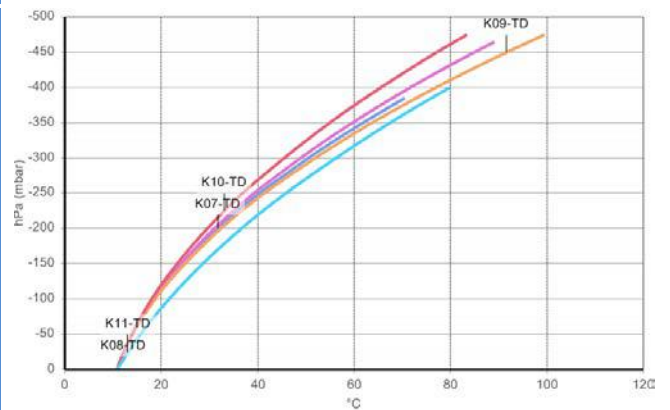
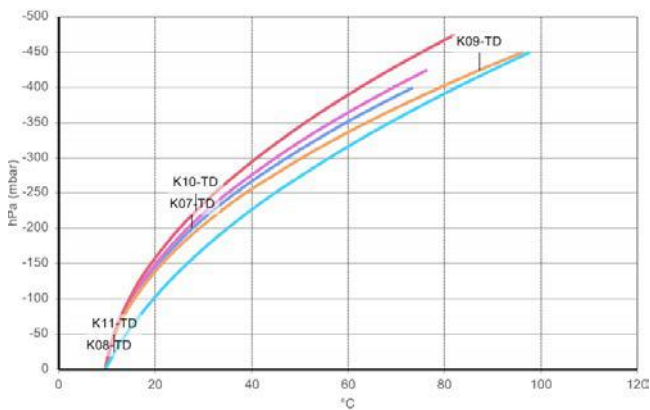
3500 rpm (60 Hz)



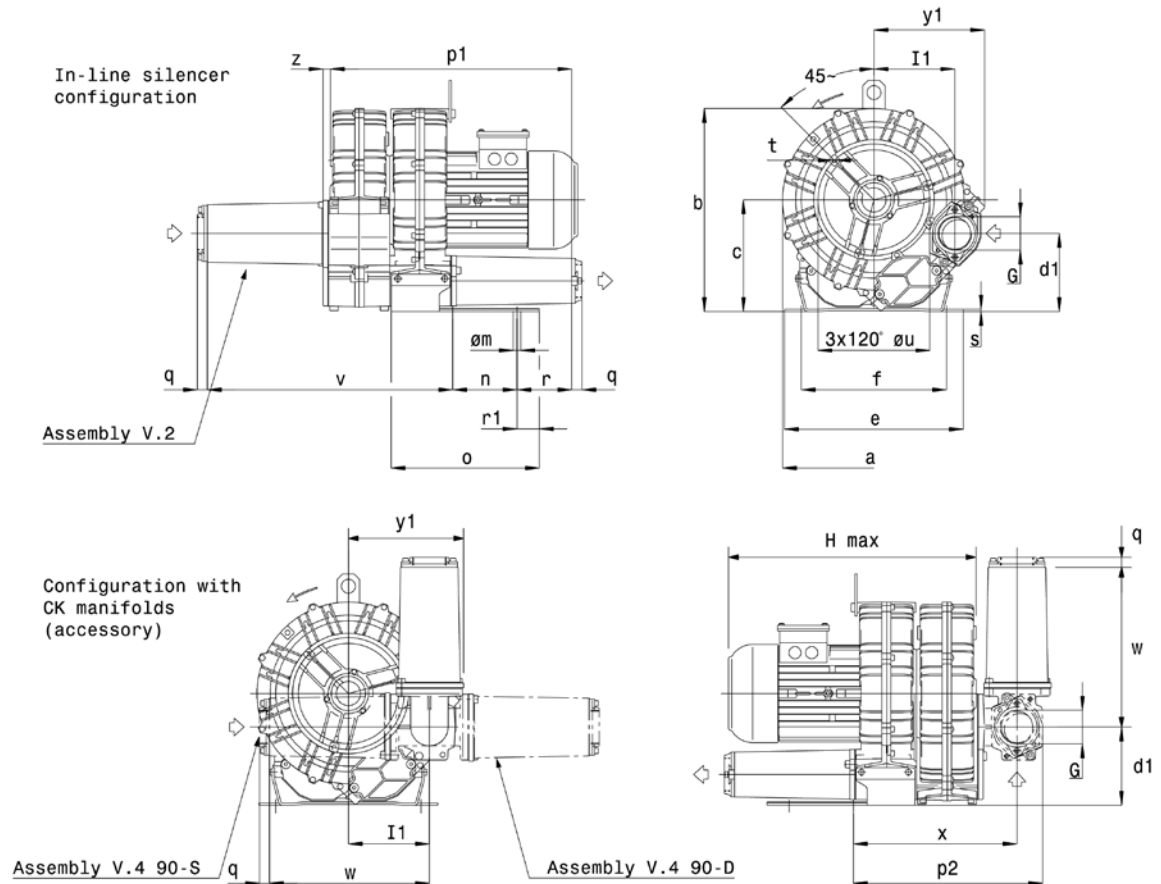
ABSORBED POWER



TEMPERATURE INCREASE



DIMENSIONS (K04-TD/K05-TD/K06-TD)



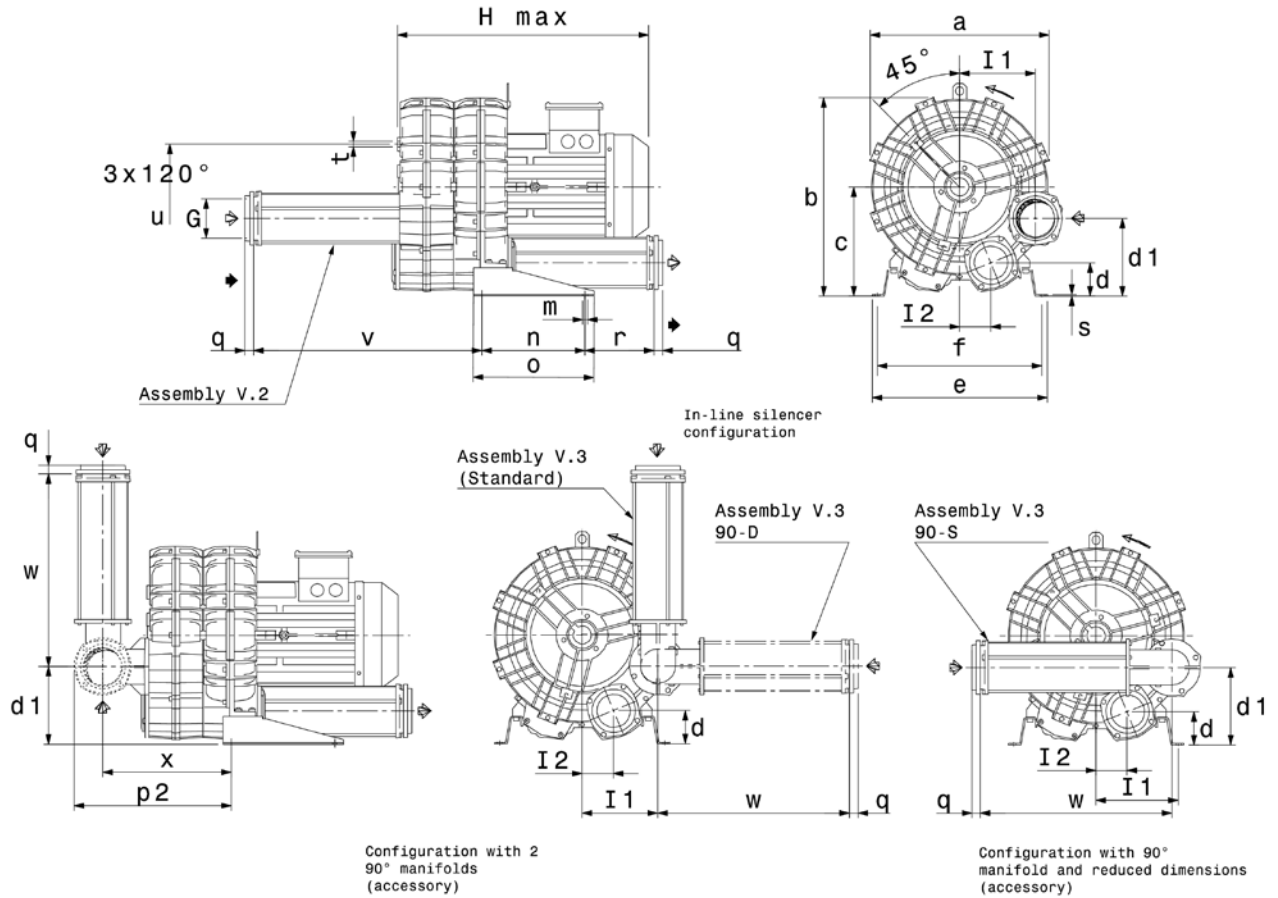
Dimensions in mm - FOR REFERENCE ONLY

Model	a	b	c	d	d1	e	f	G	H
K04-TD	285	315	172	49	121	255	225	G 1" 1/2	405
K05-TD	327	365	200	54	140	320	260	G 2"	495
K06-TD	376	420	232	59	170	325	290	G 2"	580

Model	i1	i2	m	n	o	p1	p2	q	r
K04-TD	123	51	12	95	171	316	254	18	70
K05-TD	145	60	15	115	265	428	340	18	98
K06-TD	151	73	15	140	265	506	354	18	136

Model	r1	s	t	u	v	w	x	y	y1	z
K04-TD	15	4	M6	175	288	188	214	173	166	18
K05-TD	40	4	M8	200	440	286	293	206	200	19
K06-TD	19	4	M8	240	455	286	308	210	205	19

DIMENSIONS (K07-TD/K08-TD/K09-TD/K10-TD/K11-TD)




Dimensions in mm - FOR REFERENCE ONLY

Model	a	b	c	d	d1	e	f	G	H
K07-TD	424	481	269	82	192	468	438	G 3"	610
K08-TD	457	498	269	82	192	478	448	G 3"	625
K09-TD	492	561	315	96	225	508	478	G 4"	760
K10-TD	516	573	315	96	225	508	478	G 4"	760
K11-TD	542	602	332	90	232	538	508	G 4"	775

Model	i1	i2	m	n	o	p1	p2	q	r
K07-TD	187	77.5	13	300	350	649	392	25	137
K08-TD	187	77.5	13	300	350	649	392	25	137
K09-TD	220	91	13	300	350	745	455	25	199
K10-TD	220	91	13	300	350	745	455	25	199
K11-TD	242	100	13	300	350	765	470	25	204

Model	s	t	u	v	w	x	y	z
K07-TD	5	M8	295	581	481	319	260	16
K08-TD	5	M8	310	581	481	319	260	16
K09-TD	5	M8	360	663	556	372	302	16
K10-TD	5	M8	360	663	556	372	302	16
K11-TD	5	M8	390	678	556	387	324	16



FPZ
BLOWER TECHNOLOGY

FPZ, Inc

Soukville, Wisconsin
USA
usa@fpz.com

FPZ Espana/Portugal

Prat, Barcelona
Espana
mila.lozano@fpz.com

FPZ France S.a.r.l.

St. Priest
France
france@fpz.com

HEADQUARTERS

FPZ S.p.A.

Concorezzo (MB)
Italy
info@fpz.com

FPZ México/LA

Zapopan, Jalisco
México
mexico@fpz.com

FPZ UK

Andover, Hampshire
United Kingdom
uk@fpz.com

FPZ Austria & Germany

Krems
Austria
vertrieb@fpz.com